

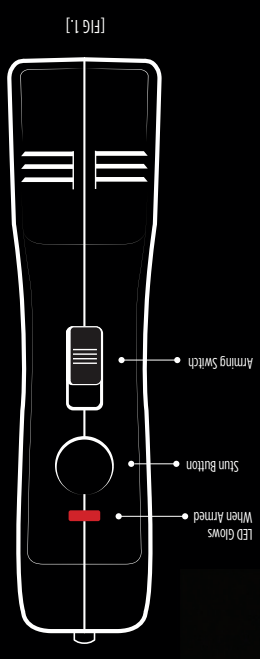
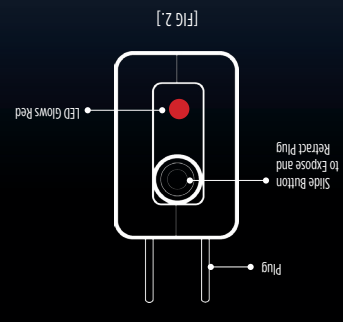



#105105-1115  
 Manufactured for Mace Security International, Inc.  
 4400 Carnegie Avenue, Cleveland, OH 44103 USA  
 877-585-6223 (MACE)  
 www.mace.com  
 Mace® is a brand trademark  
 of Mace Security International, Inc.  
 Product made in China



Mace® Brand 3,800,000 volt Carabiner Stun Gun with multi-mode LED is convenient to carry. Compact, powerful with a high quality rubberized finish. On/Off safety switch, powerful LED and stun button.

**stun gun**



**stun gun**

- 3,800,000 Volt Carabiner Model
- Multi-mode LED (Bright/Dim/Strobe)
- Compact, Powerful with Quality Rubberized Finish
- Carrying Case Included



## Stun Gun Model 80411 (Black)

Congratulations on your purchase of the Mace® Brand Stun Gun. This device provides the convenience of a high-output multi-mode LED flashlight and strobe and the stopping power of 3,800,000 volts of electric shock. Prior to carrying or using this device, you must read and understand this entire manual. Warning: Keep this device out of the reach of children and irresponsible adults.



Your best protection is to avoid potentially dangerous situations if you can. Always be aware of your environment and the people around you. Be especially alert after dark. Do everything you can to escape from an assailant before resorting to the use of your Mace® Brand Stun Gun.

### ⚠ WARNING:

- This device is not water-resistant. Keep away from water, rain, etc. If any liquid or foreign object has entered the device, do not use the device.
- Do not touch the internal parts. These are circuits that may cause severe electric shock.
- Do not open, disassemble or modify this device, as it may cause damage to the device.
- Keep away from flammable materials.
- Never store near hot objects, in direct sunlight or at a temperature above 120°F.
- Keep out of reach of children.
- Use only in a lawful manner. Check federal, state and local laws for stun gun possession and use restrictions.
- Do not discharge the unit into the air for more than 1 second at a time. Continuous firing for a longer duration can damage unit and will void the warranty.
- Do not shock metal or other conductive materials.
- This device may only be sold to a person 18 years or older.
- This device may be used only in accordance with this manual and for lawful self-defense or defense of others to temporarily incapacitate a person; however, be aware that such use of force for purposes of legal self-defense or other personal defense, as with any use of force for defense purposes, carries with it the likelihood that someone will get seriously hurt, or even killed, due to physical exertion, unforeseen occurrences and individual vulnerabilities. You accept and understand these risks when using this device.
- Some effects of the use of the stun gun on the assailant are: loss of balance and muscle control; confusion and disorientation; falling to the ground without the ability to catch him/herself; involuntary muscle contractions to varying degrees; and possible drowning if assailant is near water, as his/her ability to move will be restricted.

### CHARGING

Prior to the initial use, this device must be charged for 5 hours. Before proceeding, remove the carabiner from the stun gun. Reattach the carabiner once the stun gun has been removed from the wall socket. Press and slide the button on the bottom of the device to expose the plug. When the plug is exposed, an LED light will be visible in the interior of the base. Plug the two prongs into a standard (Type A/B 110v/220v) wall outlet with the electrodes facing down to view the interior LED. The interior LED will glow bright red to indicate that the battery is charging. [FIG. 2] After the charge cycle is complete, press and slide the button on the bottom of the device to retract the plug. After any use or long periods of inactivity, it is recommended that the stun gun be recharged for 2 hours.

### HOW TO USE

When you sense that you are in a potentially dangerous situation, have your stun gun in hand and ready to use. The three flashlight modes—bright, dim and strobe—may be selected by toggling the arming slide switch ON and OFF until the desired light pattern is achieved. Use the LED feature to momentarily distract the assailant. To arm the stun gun, slide the arming switch completely forward until the LED in front of the stun button glows red. [FIG. 1]

Many times, the visual and auditory effects of operating the stun gun by themselves are an effective deterrent. The impressive electrical arc and the loud snapping sound will often make the would-be assailant think twice about attacking. Giving the stun button a quick press as a warning might be all you need to keep the would-be assailant from approaching. If the situation escalates to where you feel it necessary to deploy the electrical charge of the stun gun on an assailant, hold the electrodes against the body of the assailant and depress the stun button. The most effective stun locations are the shoulder, hip, thigh, buttocks and below the rib cage.

While holding the stun gun against the body, you will not see or hear the spark. You may continue to fire the stun gun for as long as necessary without damage to the device. Once the assailant is subdued, depart from the scene and immediately summon law enforcement for help. Do not punish the assailant by continuing to deploy the stun gun. Do not attempt to take the assailant into custody—you may be injured if you do. When you are in a safe location, slide the arming switch back to the OFF position.

**⚠ WARNING:** Avoid contact with the electrodes located at the front of the device, while the unit is armed and while testing the device.

### EFFECTS OF THE STUN GUN (Also refer to warnings above and on previous page)

A shock from a stun gun of one second or less will cause pain and minor muscle contractions. Stunning the assailant for one to two seconds will cause spasms and a dazed mental state. Stunning an assailant for three to five second will cause loss of balance and muscle control. Do not continue to stun an assailant once you are able to escape to safety.

### TESTING

To test the stun gun feature, slide the arming switch forward, from the OFF position to the ON position and press and release the stun button for one second or less. A bright arc will jump across the two electrodes and a loud snapping noise will sound. Once you have completed the testing operation, slide the arming switch back to the OFF position. Do not test the device for an extended period of time as this may damage the device and will drain the battery.

### LEGAL REQUIREMENTS

Possession and/or use of a stun gun may be regulated or prohibited in some jurisdictions. It is your responsibility to investigate and know the law regarding possession and use of stun guns in your jurisdiction. Under current FAA regulations, this device is permitted in checked baggage only. Do not carry this device on your person or stow in your carry-on baggage. For additional information, please visit [www.tsa.gov](http://www.tsa.gov).

Always keep stun guns out of the reach of children. Keep away from flammable materials, as an explosion may occur. Must be 18 years of age or older to purchase. ID check required. Check state and local laws regarding product usage. This device is intended for legal defensive purposes only and may not be possessed or used by a person under the age of 18.

### SAFETY AND STORAGE

In light of the potential for serious injury, it is important to keep this device out of the reach of children and irresponsible adults. Do not store this device in an environment where the temperature may exceed 120°F. Do not store this device in a damp environment.

### LIMITED WARRANTY

MACE SECURITY INTERNATIONAL, INC. ("MACE® BRAND") WARRANTS THIS PRODUCT TO BE FREE FROM DEFECTS IN WORKMANSHIP AND MATERIALS UNDER NORMAL AND PROPER USE AS DESCRIBED IN THIS MANUAL FOR A PERIOD OF 180 DAYS FROM THE DATE OF PURCHASE. THE WARRANTY IS LIMITED TO PRODUCT REPAIR OR REPLACEMENT UPON RETURN OF DEFECTIVE PRODUCT WITH PROOF-OF-PURCHASE RECEIPT WITHIN 180 DAYS.

MACE® BRAND MAKES NO OTHER EXPRESS WARRANTY OR CONDITION WHETHER WRITTEN OR ORAL AND, TO THE EXTENT PERMITTED BY LAW, MACE® BRAND EXPRESSLY DISCLAIMS ALL WARRANTIES AND CONDITIONS OF ANY KIND NOT STATED IN THIS MACE® BRAND LIMITED WARRANTY. TO THE EXTENT ALLOWED BY THE LOCAL LAW OF JURISDICTIONS OUTSIDE THE UNITED STATES, MACE® BRAND DISCLAIMS ALL IMPLIED WARRANTIES OR CONDITIONS, INCLUDING ANY IMPLIED WARRANTIES OF MERCHANTABILITY AND FITNESS FOR A PARTICULAR PURPOSE. FOR ALL TRANSACTIONS OCCURRING IN THE UNITED STATES, ANY IMPLIED WARRANTY OR CONDITION OF MERCHANTABILITY, QUALITY, OR FITNESS FOR A PARTICULAR PURPOSE, IF IMPOSED BY LAW, IS LIMITED TO THE DURATION OF THE EXPRESS WARRANTY SET FORTH ABOVE. SOME STATES OR COUNTRIES DO NOT ALLOW A LIMITATION ON HOW LONG AN IMPLIED WARRANTY OR CONDITION LASTS OR THE EXCLUSION OR LIMITATION OF PARTICULAR TYPES OF DAMAGE, INCLUDING INCIDENTAL OR CONSEQUENTIAL DAMAGES FOR CONSUMER PRODUCTS. IN SUCH STATES OR COUNTRIES, SOME EXCLUSIONS, DISCLAIMERS OR LIMITATIONS OF THIS MACE® BRAND LIMITED WARRANTY MAY NOT APPLY TO YOU. TO THE EXTENT THAT THIS MACE® BRAND LIMITED WARRANTY OR ANY PART OF IT IS INCONSISTENT WITH LOCAL LAW, THIS MACE® BRAND LIMITED WARRANTY OR THE CORRESPONDING PART SHALL BE DEEMED MODIFIED TO BE CONSISTENT WITH SUCH LOCAL LAW. MACE ASSUMES NO RISK NOR IS MACE SUBJECT TO ANY LIABILITY FOR DAMAGE, LOSS OR INJURY RESULTING FROM THE SALE, USE OR APPLICATION OF THIS PRODUCT.